

Matching Tally Chart

Name: _____

Date: _____

Determine which tally chart best represents the information in the bar graph.

1)

Month	Medals Earned
January	
February	
March	
April	

2)

Month	Medals Earned
January	
February	
March	
April	

3)

Month	Medals Earned
January	
February	
March	
April	

4)

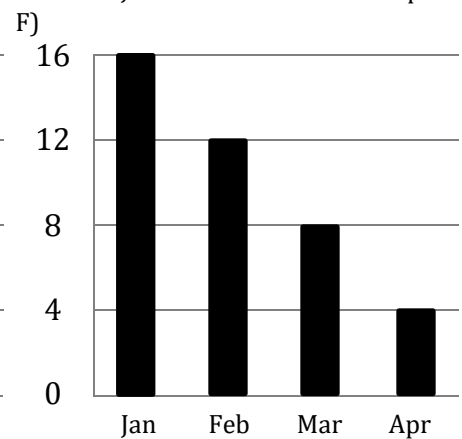
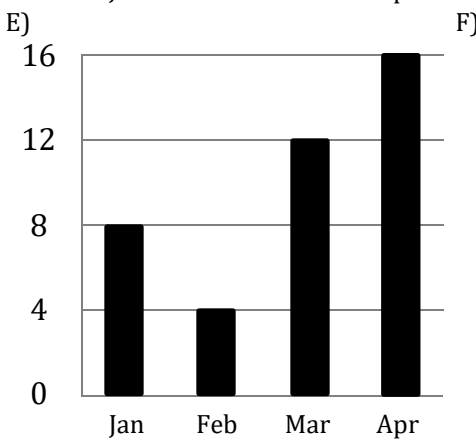
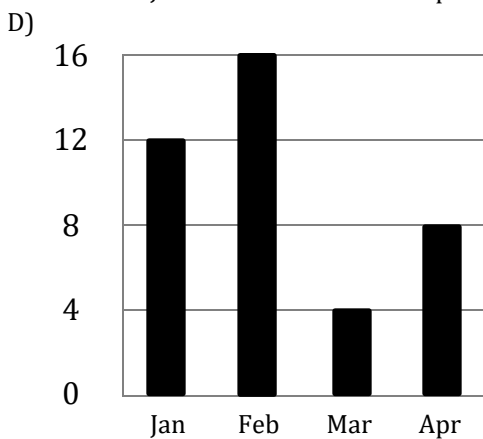
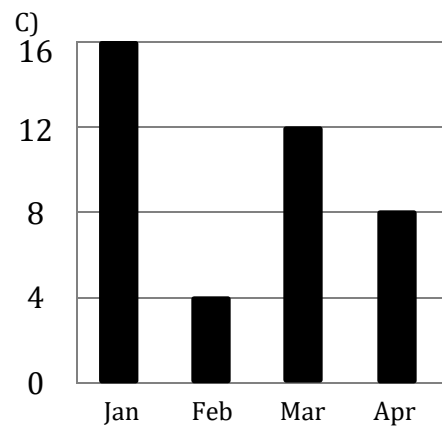
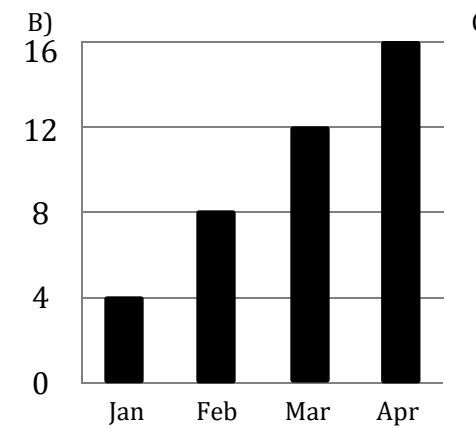
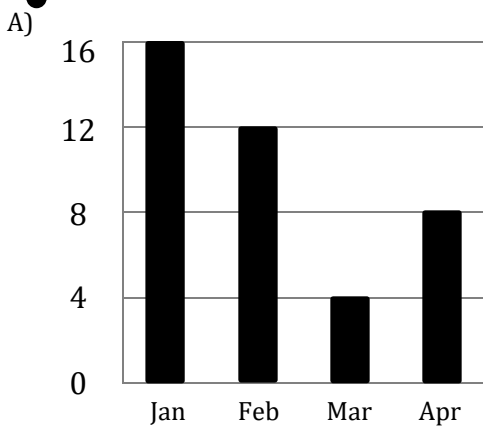
Month	Medals Earned
January	
February	
March	
April	

5)

Month	Medals Earned
January	
February	
March	
April	

6)

Month	Models Earned
January	
February	
March	
April	



Answers:

1) → _____

2) → _____

3) → _____

4) → _____

5) → _____

6) → _____

Matching Tally Chart

Name: _____

Date: _____

Determine which tally chart best represents the information in the bar graph.

1)

Month	Medals Earned
January	
February	
March	
April	

2)

Month	Medals Earned
January	
February	
March	
April	

3)

Month	Medals Earned
January	
February	
March	
April	

4)

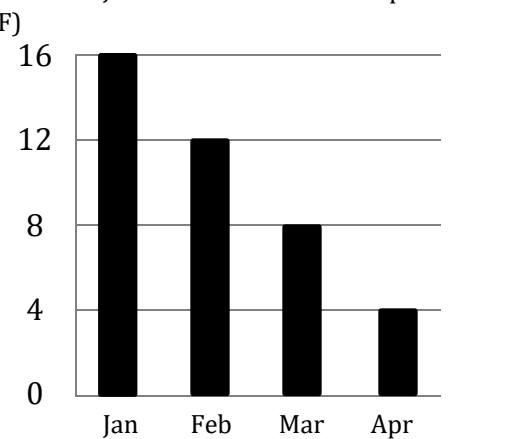
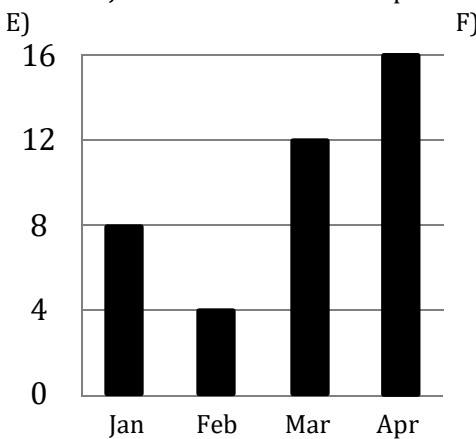
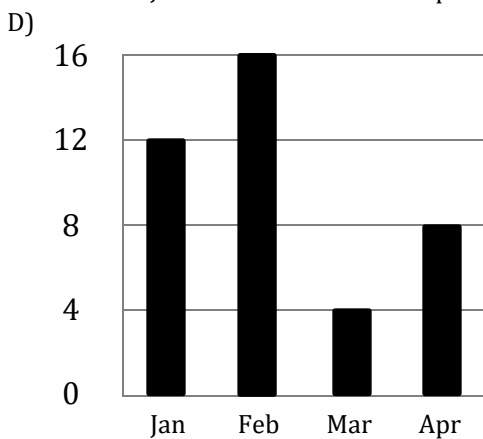
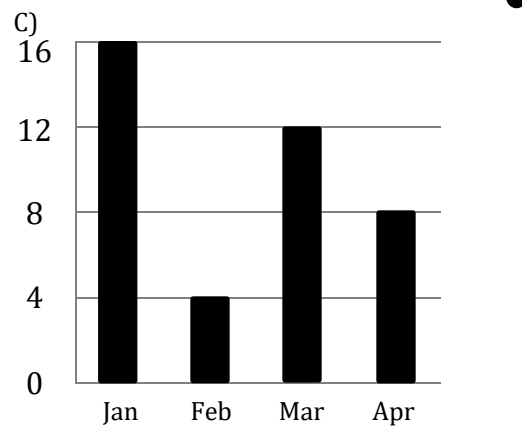
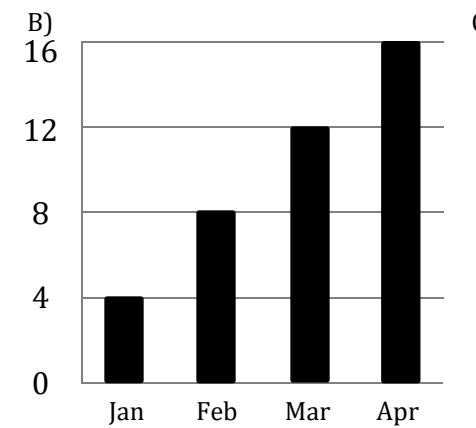
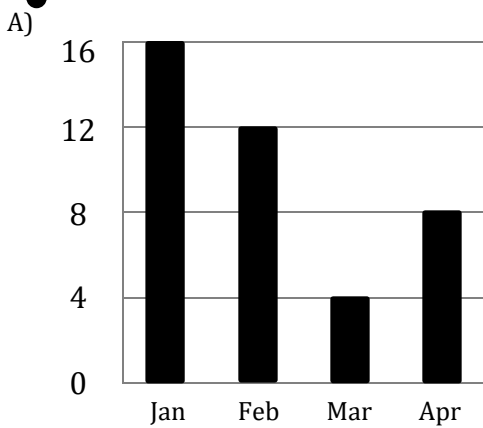
Month	Medals Earned
January	
February	
March	
April	

5)

Month	Medals Earned
January	
February	
March	
April	

6)

Month	Models Earned
January	
February	
March	
April	



Answers:

1) → D

2) → F

3) → B

4) → E

5) → A

6) → C