





Tally Chart


Name: _____

Date: _____

Count the pictures to make the tally chart, complete the graph and write the answers using the tally chart.





- 1) Add number of toy cars sold and number of toy vans sold. What's the difference between that total and the number of toy cars sold?

- 2) How many of the 3 toys were sold altogether?

- 3) Name the toys sold by Anna.


- 4) If Anna sold 4 less toy cars than the triple the toy vans. Now what is the difference between the number of toy planes sold and the number of cars sold?




Tally Chart

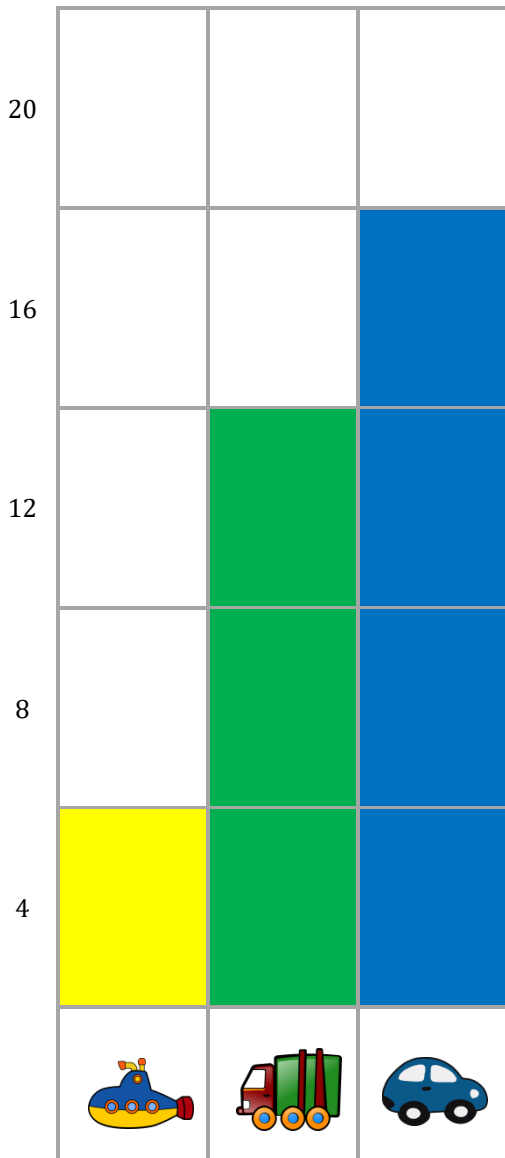
Name: _____

Date: _____

Count the pictures to make the tally chart, complete the graph and write the answers using the tally chart.



		
	//// //	//// // //



- 1) Add number of toy cars sold and number of toy vans sold. What's the difference between that total and the number of toy cars sold?

12
- 2) How many of the 3 toys were sold altogether?

32
- 3) Name the toys sold by Anna.

Plane, Van and Car
- 4) If Anna sold 4 less toy cars than the triple the toy vans. Now what is the difference between the number of toy planes sold and the number of cars sold?

28